

FEATURES

- Easy Installation
- External Mounting
- Side or Top mountable

APPLICATION

- External mounting of the level switches and transmitters

For Level Instruments

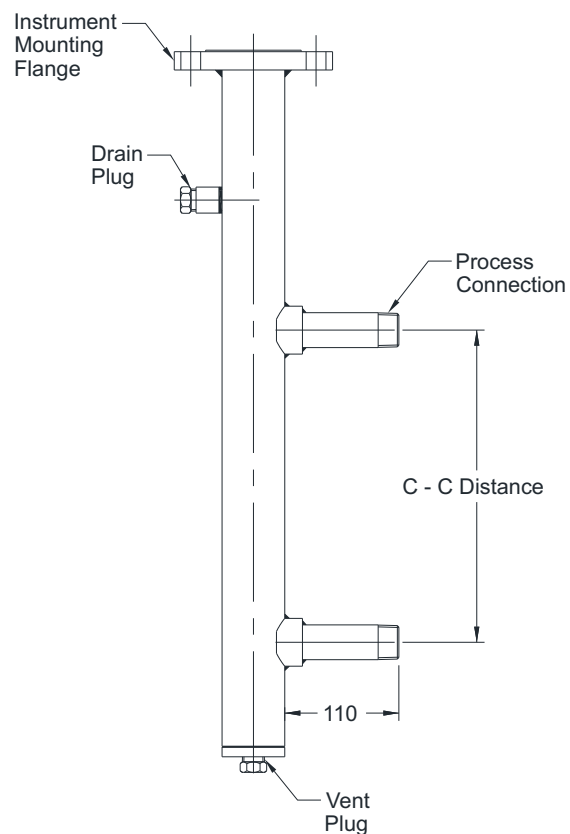


STANDARD SPECIFICATIONS

Process connection	:	Threaded / Flanged
Center-to-Center distance	:	250 mm (Min.) up to 6000 mm (Max.)
Chamber material	:	ASTM A105 (Carbon Steel)
Mounting type	:	Side / Side or Top
Max. operating temperature	:	120°C
Max. operating pressure	:	50 bar
Vent / Drain connection	:	1/2" NPTF, plugged

DIMENSIONAL DRAWING

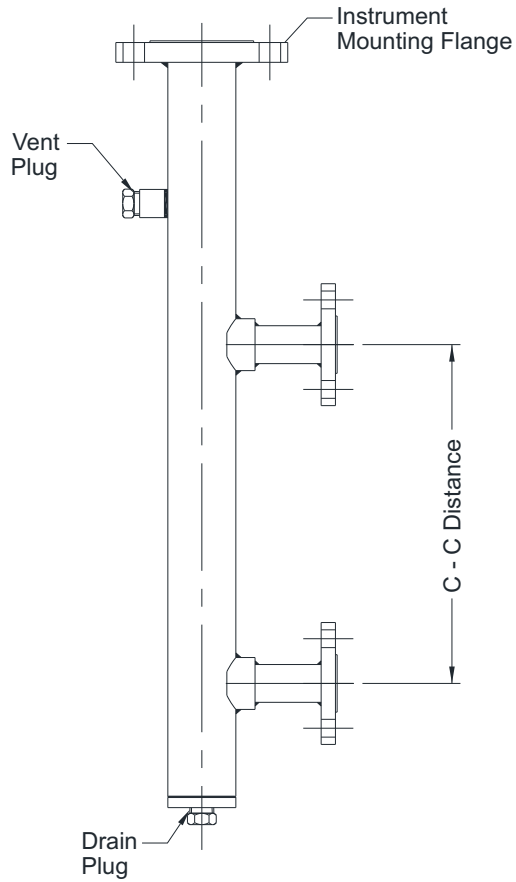
**Flanged Chamber
Threaded process connection**



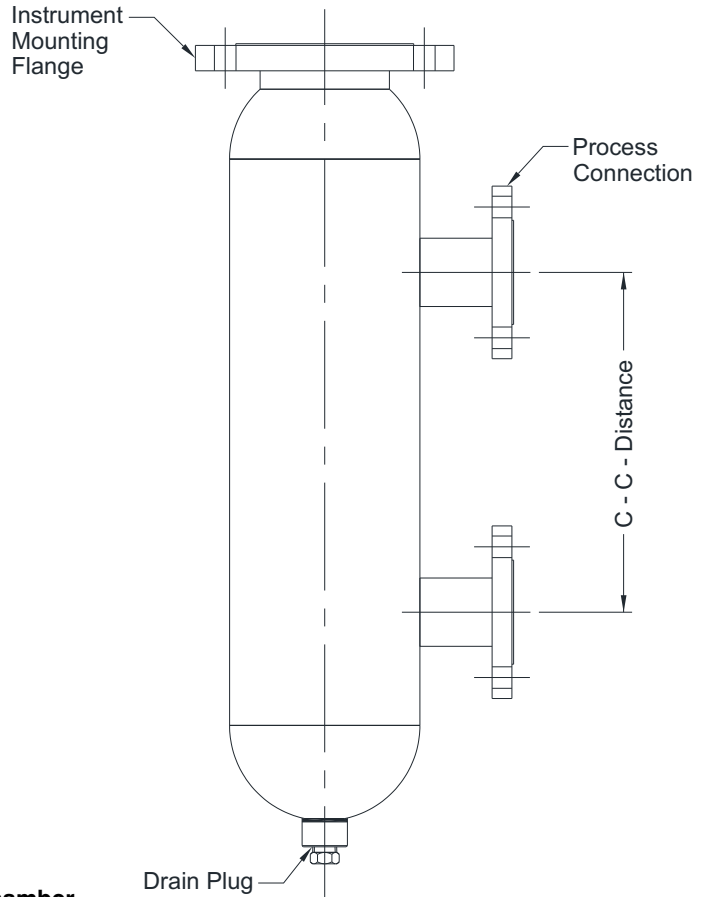
All dimensions are in mm.

DIMENSIONAL DRAWING

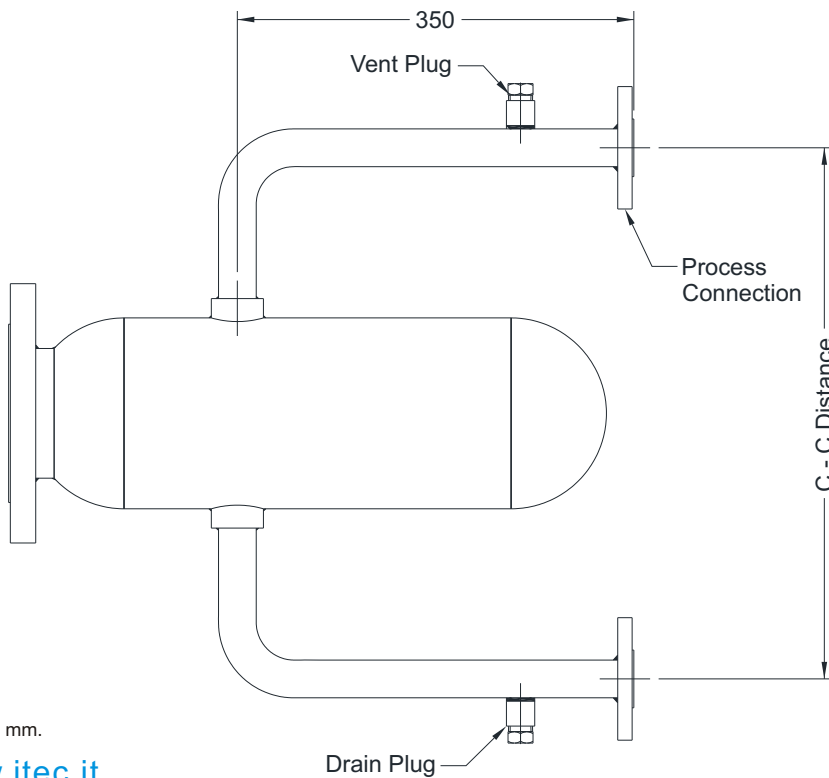
Flanged Chamber
Flanged process connection



Sealed Chamber



Side mounted level switch chamber



All dimensions are in mm.

ORDERING CODES

1. CHAMBER TYPE		M	6. DRAIN CONNECTION		E41	
M	Sealed chamber		E41	Plug (1/2" NPTM)		
N	Flanged chamber		E42	Plug (3/4" NPTM)		
O	Side level switch chamber		E43	Plug (1" NPTM)		
2. MOUNTING TYPE		HR	E44	Needle Valve (1/2" NPTF)		
HR	Top/Side mounting version		E46	Ball Valve (1/2" NPTF)		
HS	Side/Side mounting version		A31	2" RF 150# as per ANSI B 16.5		
HB	Top/Bottom mounting version		A43	3" RF 150# as per ANSI B 16.5		
HC	Side/Bottom mounting version		A49	4" RF 150# as per ANSI B 16.5		
3. PIPE SIZE		2	7. PROCESS CONNECTION		14N	
2	2" Pipe		14N	1/2" NPT (M)		
4	4" Pipe		15N	3/4" NPT (M)		
6	6" Pipe		14B	1/2" BSP (M)		
4. WETTED PARTS		MB	15B	3/4" BSP (M)		
MB	Carbon Steel / ASTM A105		16N	1" NPT (M)		
MC	AISI 304 SS		18N	2" NPT (M)		
MF	AISI 316 SS		16B	1" BSP (M)		
5. VENT CONNECTION		E41	16B	2" BSP (M)		
E41	Plug (1/2" NPTM)		A31	2" RF 150# as per ANSI B 16.5		
E42	Plug (3/4" NPTM)		A43	3" RF 150# as per ANSI B 16.5		
E43	Plug (1" NPTM)		A49	4" RF 150# as per ANSI B 16.5		
E44	Needle Valve (1/2" NPTF)		A32	2" RF 300# as per ANSI B 16.5		
E46	Ball Valve (1/2" NPTF)		A44	3" RF 300# as per ANSI B 16.5		
A31	2" RF 150# as per ANSI B 16.5		A50	4" RF 300# as per ANSI B 16.5		
A43	3" RF 150# as per ANSI B 16.5		8. CENTRE-TO-CENTRE DISTANCE		1000	
A49	4" RF 150# as per ANSI B 16.5		XXXX	250 mm up to 6,000 mm		

Ordering Example : A401-M-HR-2-MB-E41-E41-14N-1000

NOTES:

- For any special requirements, or special connections, please contact factory.
- Indicator shall be supplied as single-piece for length up to 3,500 mm, above that in two-piece construction.