


## FEATURES

- Adjustable extension
- Mineral insulated
- Exchangeable insert
- Spring loaded design

## APPLICATION

- Chemical & petrochemical
- Oil & gas application
- Water, waste-water treatment
- Power & Utilities

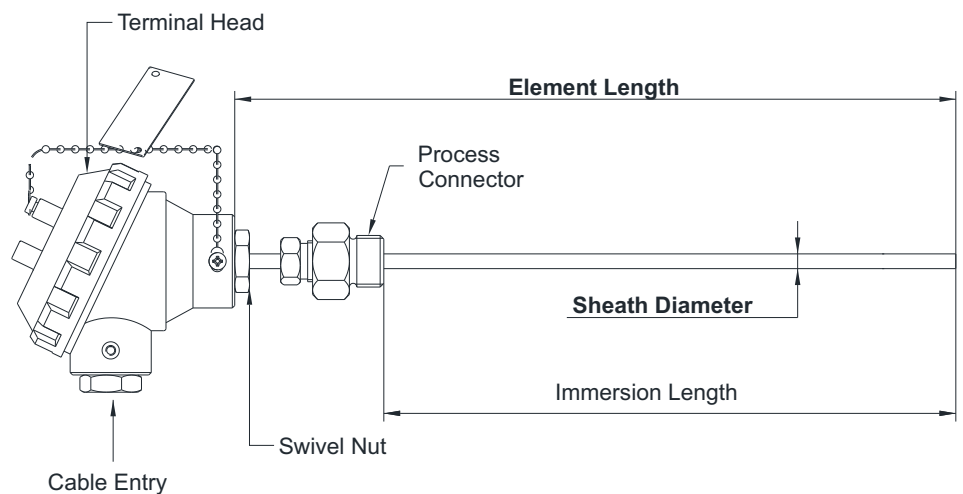
### Adjustable Threaded



### STANDARD SPECIFICATIONS

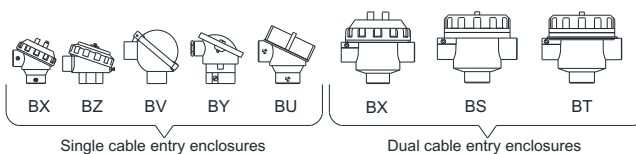
Element	:	Pt-100, class B
Range	:	-200...400°C
Wire combination	:	Simplex, 3 Wire
Sheath material	:	AISI 316 SS
Sheath diameter	:	6.0 mm
Head enclosure	:	Weatherproof, IP 65, threaded cover
Enclosure material	:	Die-cast aluminum
Cable entry	:	3/4" ET (F), 1 No.
Head extension	:	Adjustable threaded connection
Head extension material	:	AISI 304 SS
Immersion length	:	150 mm
Process connection	:	1/2" NPT (M) / 1/2" BSP (M)

### DIMENSIONAL DRAWING



## REFERENCE

IEC-751 / DIN 43760



## ORDERING CODES

### 1. ELEMENT

<b>0</b>	Pt100, class A	<b>1</b>	Pt100, class B
<b>2</b>	Pt500, class A	<b>3</b>	Pt500, class B
<b>4</b>	Pt1000, class A	<b>5</b>	Pt1000, class B

### 2. RANGE

<b>97C</b>	-200...400°C	<b>98C</b>	0...600°C
------------	--------------	------------	-----------

### 3. WIRE COMBINATION

<b>A</b>	Simplex, 2-Wire	<b>C</b>	Simplex, 3-Wire
<b>D</b>	Simplex, 4-Wire	<b>F</b>	Duplex, 2-Wire
<b>H</b>	Duplex, 3-Wire	<b>I</b>	Duplex, 4-Wire

### 4. SHEATH MATERIAL

<b>MF</b>	AISI 316 SS	<b>MG</b>	AISI 316L SS
-----------	-------------	-----------	--------------

### 5. SHEATH DIAMETER

<b>M30</b>	3.0 mm <sup>2</sup>	<b>M50</b>	5.0 mm
<b>M60</b>	6.0 mm	<b>M80</b>	8.0 mm

### 6. HEAD ENCLOSURE

<b>BZ</b>	WP, IP 65, threaded cover
<b>BX</b>	WP, IP 67, threaded cover
<b>BS</b>	Flame proof, IP 67, Gr IIA, IIB
<b>BT</b>	Explosion proof, IP 67, Gr IIC
<b>BV</b>	WP, IP 65, Hinged type
<b>BY</b>	WP, IP 65, cover fitted with 2 screws
<b>BU</b>	Ex-Proof to CSA,FM,ATEX [Ex-d]

### 7. ENCLOSURE MATERIAL

<b>ML</b>	Die-cast aluminum		
<b>MC</b>	AISI 304 SS	<b>MF</b>	AISI 316 SS

### 8. CABLE ENTRY

<b>C0</b>	3/4" ET (F), 1 No.
<b>C1</b>	1/2" NPT (F), 1 No.
<b>C2</b>	M20 x 1.5mm (F), 1 No.
<b>C3</b>	3/4" NPT (F), 1 No.
<b>C5</b>	3/4" ET (F), 2 Nos.
<b>C6</b>	1/2" NPT (F), 2 Nos.
<b>C8</b>	M20 x 1.5mm (F), 2 Nos.
<b>C9</b>	3/4" NPT (F), 2 Nos.

### 9. HEAD EXTENSION

<b>MC</b>	AISI 304 SS
<b>MF</b>	AISI 316 SS

### 10. ELEMENT LENGTH (EL)

<b>XXXXX</b>	50 mm up to 10,000 mm
--------------	-----------------------

OR

### 10. IMMERSION LENGTH (IL)

<b>XXXXX</b>	50 mm up to 10,000 mm
--------------	-----------------------

### 11. PROCESS CONNECTION

<b>14N</b>	1/2" NPT (M)
<b>14B</b>	1/2" BSP (M)
<b>15N</b>	3/4" NPT (M)
<b>15B</b>	3/4" BSP (M)
<b>14M</b>	M20 X 1.5 mm (M)

### 12. OTHER OPTIONS

<b>TB</b>	Calibration Certificate
<b>XF</b>	Tag plate, AISI 304 SS
<b>KD</b>	SC, cable gland, Ni-brass WP
<b>KE</b>	DC, cable gland, Ni-brass WP
<b>KJ</b>	SC, cable gland, Ni-brass FP
<b>KK</b>	DC, cable gland, Ni-brass FP
<b>KF</b>	SC, cable gland, AISI 304 SS WP
<b>KG</b>	DC, cable gland, AISI 304 SS WP
<b>KL</b>	SC, cable gland, AISI 304 SS FP
<b>KM</b>	DC, cable gland, AISI 304 SS FP
<b>KH</b>	SC, cable gland, AISI 316 SS WP
<b>KI</b>	DC, cable gland, AISI 316 SS WP
<b>KN</b>	SC, cable gland, AISI 316 SS FP
<b>KO</b>	DC, cable gland, AISI 316 SS FP
<b>KB</b>	Plug fitting for CE, AISI 304 SS
<b>KC</b>	Plug fitting for CE, AISI 316 SS
<b>KU</b>	Plug fitting for CE, Aluminum
<b>KS</b>	SS base plate for transmitter
<b>KT</b>	Head mount transmitter

**Ordering Example : R104-1-97C-C-MF-M60-BZ-ML-C0-MC-200/150-14N**

#### NOTES:

- Other sheath diameters, materials and connections are available, please contact factory for details.
- Not available in Double, 4-Wire combinations.
- WP = Weatherproof, FP = Flame proof, SC = Single Compression, DC = Double Compression, CE = Cable Entry
- Transmitter output shall be 4...20 mA as standard, any other output required, please contact factory for details.
- Please mention with the inquiry, if you are choosing "Element length".