

FEATURES

- Back seating to prevent stem blow-out

APPLICATION

- Isolation & Venting of gauges, switches & other instruments
- Liquid & gas services

Block & Bleed

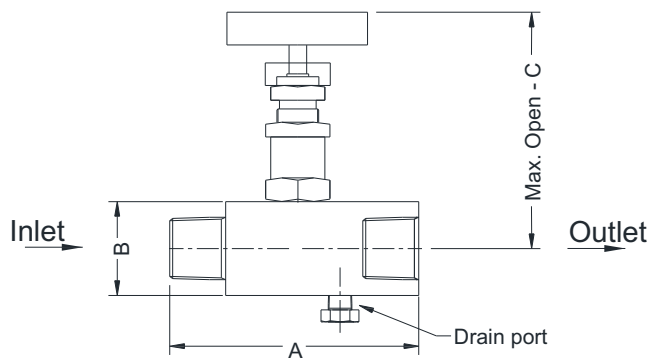


STANDARD SPECIFICATIONS

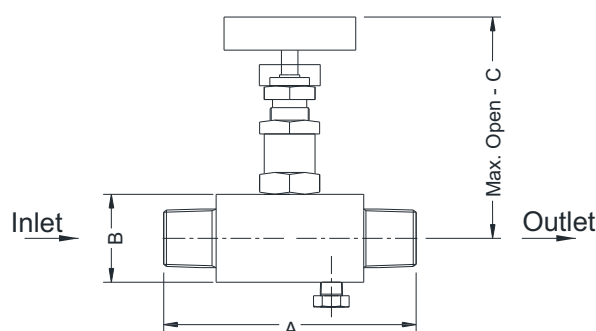
Stem type	: Hard seated stem
Wetted parts	: AISI 316 SS
Instrument connection	: 1/2" NPT (F) / 1/2" BSP (F)
Stem packing	: PTFE
Process connection	: 1/2" NPT (M) / 1/2" BSP (M)
Stem	: Conical metal tip
Max. working pressure	: 413.7 bar (6000 psi)
Max. working temperature	: 240°C
"T" bar handle	: AISI 304 SS
Drain plug	: 1/4" NPT (F), plugged

DIMENSIONAL DRAWING

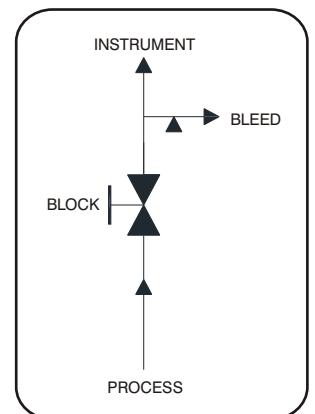
MALE X FEMALE



MALE X MALE

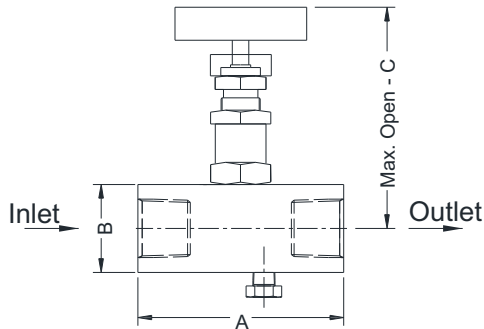


FLOW DIAGRAM



DIMENSIONAL DRAWING

FEMALE X FEMALE



All dimensions are in mm

Size	Type	A	B	Max. open - C
NPT 1/4"	F x F	70	25	65
	M x F	70	25	65
	M x M	75	25	65
NPT 3/8"	F x F	70	25	65
	M x F	70	25	65
	M x M	75	25	65
NPT 1/2"	F x F	75	32	86.6
	M x F	83	32	86.6
	M x M	88	32	86.6
NPT 3/4"	F x F	75	38	86.6
	M x F	83	38	86.6
	M x M	88	38	86.6

ORDERING CODES

1. STEM TYPE

HS Hard seated stem (Metal)

HS

2. WETTED PARTS

MB Carbon Steel / ASTM A105
MC AISI 304 SS
MG AISI 316L SS
MN Monel K-500
MF AISI 316 SS
MM Monel 400
MO Hastelloy C-276

MF

3. INSTRUMENT CONNECTION

11N 1/8" NPT (M) **12N** 1/4" NPT (M)
13N 3/8" NPT (M) **14N** 1/2" NPT (M)
11B 1/8" BSP (M) **12B** 1/4" BSP (M)
13B 3/8" BSP (M) **14B** 1/2" BSP (M)
01N 1/8" NPT (F) **02N** 1/4" NPT (F)
03N 3/8" NPT (F) **04N** 1/2" NPT (F)
01B 1/8" BSP (F) **02B** 1/4" BSP (F)
03B 3/8" BSP (F) **04B** 1/2" BSP (F)
1SW 1/8" Socket-Weld
2SW 1/4" Socket-Weld
4SW 1/2" Socket-Weld
5SW 3/4" Socket-Weld

04N

4. STEM PACKING

P PTFE **G** Grafoil

P

5. PROCESS CONNECTION

11N 1/8" NPT (M) **12N** 1/4" NPT (M)
13N 3/8" NPT (M) **14N** 1/2" NPT (M)
11B 1/8" BSP (M) **12B** 1/4" BSP (M)
13B 3/8" BSP (M) **14B** 1/2" BSP (M)
01N 1/8" NPT (F) **02N** 1/4" NPT (F)
03N 3/8" NPT (F) **04N** 1/2" NPT (F)
01B 1/8" BSP (F) **02B** 1/4" BSP (F)
03B 3/8" BSP (F) **04B** 1/2" BSP (F)
1SW 1/8" Socket-Weld
2SW 1/4" Socket-Weld
4SW 1/2" Socket-Weld
5SW 3/4" Socket-Weld

14N

6. OTHER OPTIONS

XY Circular Handle
TN Tested to NACE standards
TO Certification for Oxygen service
TM Material test certificate 2.2
TH Hydro test certificate
TC Material test certificate 3.1
XL Marking by laser

XL

Ordering Example : V102-HS-MF-04N-P-14N-XL

APPLICABLE ACCESSORIES

A503 Drain plug
A505 Bleeder
A507 Ring for flanged seal
A508 Sealing gasket

NOTES:

- Other connections are available, please contact factory for details.
- Valve stem dust covers shall be identified with color codes according to their function as ; Blue = ISOLATE