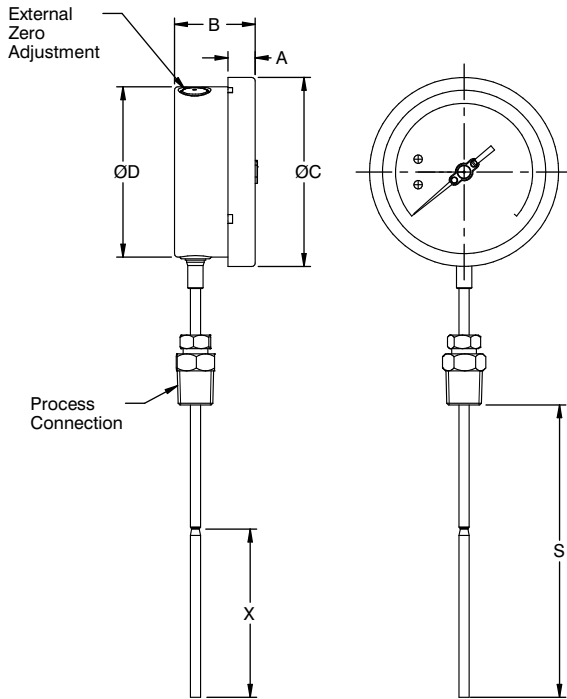


DIMENSIONAL DRAWING

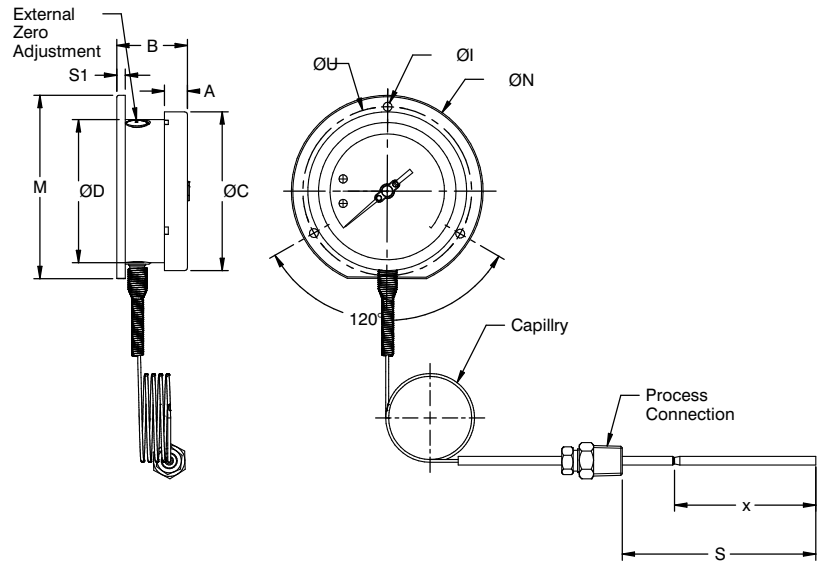
Mounting Pattern: B0



DN	A	B	ØC	ØD	S	X
100	12	48	111	100	*	**
125	15	48	129	118.5	*	**
150	15	48	161	149	*	**
250	18.5	50	263	250	*	**

* As per customer requirement.
 ** Refer technical sheet - Temperature Gauges.

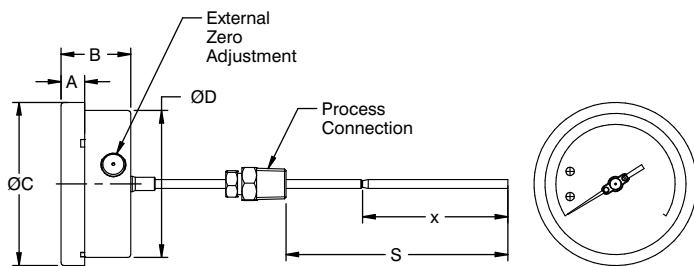
Mounting Pattern: B1



DN	A	B	ØC	ØD	ØI	ØN	M	S1	ØU	S	X
100	12	52	111	100	6	134	128	6	118	*	**
125	15	50	129	118.5	6	150	143.5	4	137	*	**
150	15	52	161	149	6	186	172.4	6	168	*	**
250	18.5	51.5	263	250	7	290	286.5	1.5	276	*	**

* As per customer requirement.
 ** Refer technical sheet - Temperature Gauges.

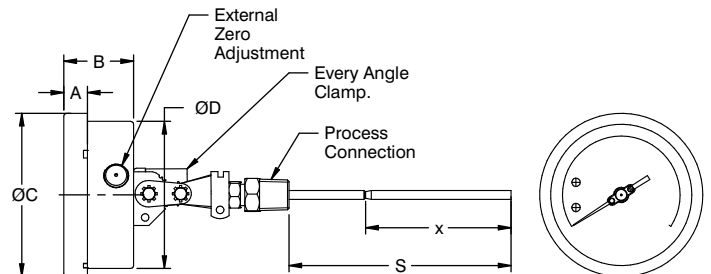
Mounting Pattern: R0



DN	A	B	ØC	ØD	S	X
100	12	48	111	100	*	**
125	15	48	129	118.5	*	**
150	15	48	161	149	*	**
250	18.5	50	263	250	*	**

* As per customer requirement.
 ** Refer technical sheet - Temperature Gauges.

Mounting Pattern: R1



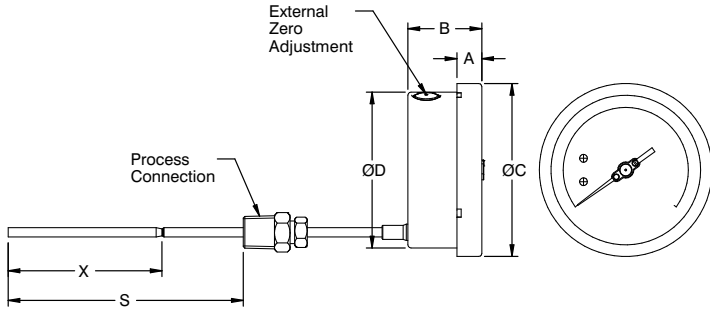
DN	A	B	ØC	ØD	S	X
100	12	48	111	100	*	**
125	15	48	129	118.5	*	**
150	15	48	161	149	*	**
250	18.5	50	263	250	*	**

* As per customer requirement.
 ** Refer technical sheet - Temperature Gauges.

All dimensions are in mm.

DIMENSIONAL DRAWING

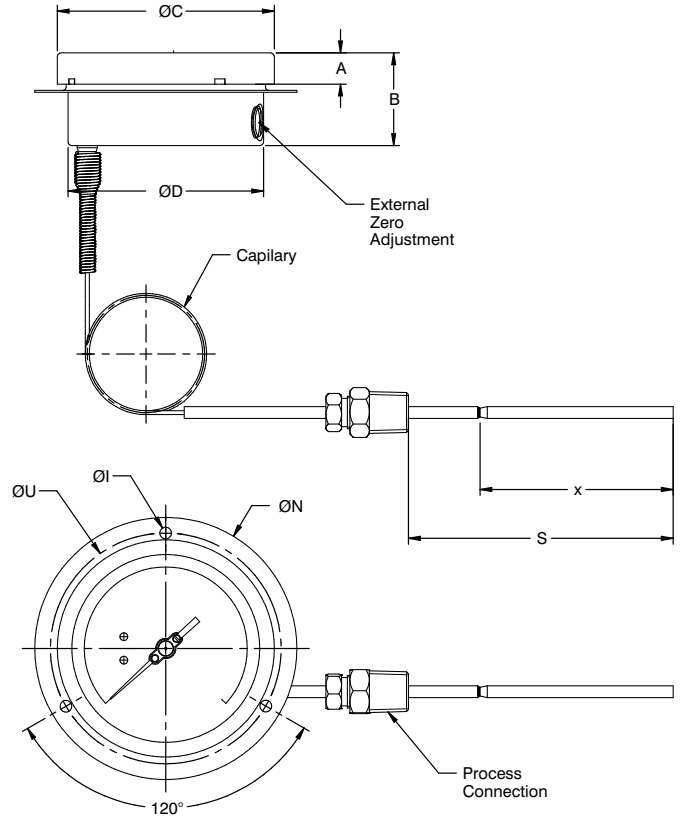
Mounting Pattern: L0



DN	A	B	ØC	ØD	S	X
100	12	48	111	100	*	**
125	15	48	129	118.5	*	**
150	15	48	161	149	*	**
250	18.5	50	263	250	*	**

* As per customer requirement.
 ** Refer technical sheet - Temperature Gauges.

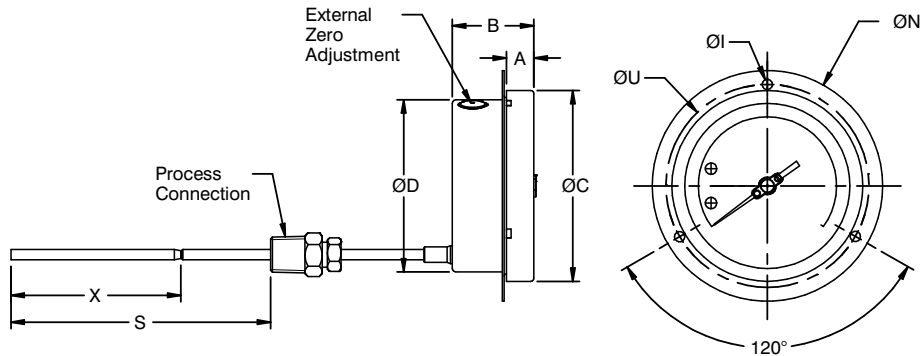
Mounting Pattern: L1



DN	A	B	ØC	ØD	ØI	ØN	ØU	S	X
100	12	48	111	100	6	134	118	*	**
125	15	48	129	118.5	6	150	137	*	**
150	15	48	161	149	6	186	168	*	**
250	18.5	50	263	250	7	290	276	*	**

* As per customer requirement.
 ** Refer technical sheet - Temperature Gauges.

Mounting Pattern: L1



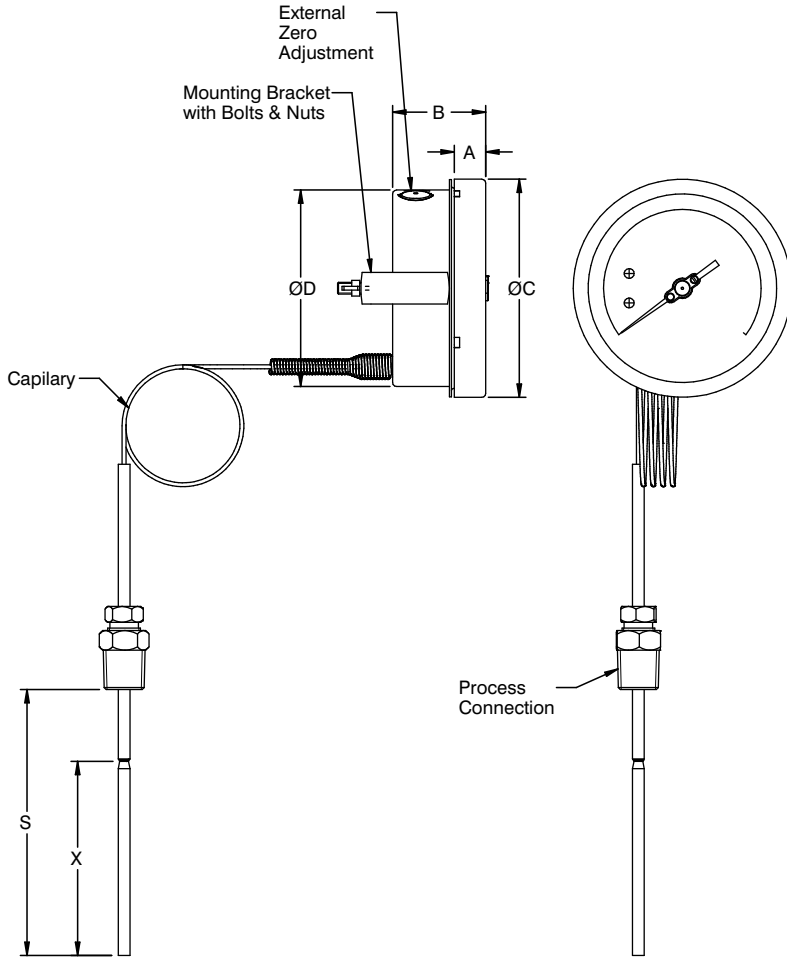
DN	A	B	ØC	ØD	ØI	ØN	ØU	S	X
100	12	48	111	100	6	134	118	*	**
125	15	48	129	118.5	6	150	137	*	**
150	15	48	161	149	6	186	168	*	**
250	18.5	50	263	250	7	290	276	*	**

* As per customer requirement.
 ** Refer technical sheet - Temperature Gauges.

All dimensions are in mm.

DIMENSIONAL DRAWING

Mounting Pattern: L2

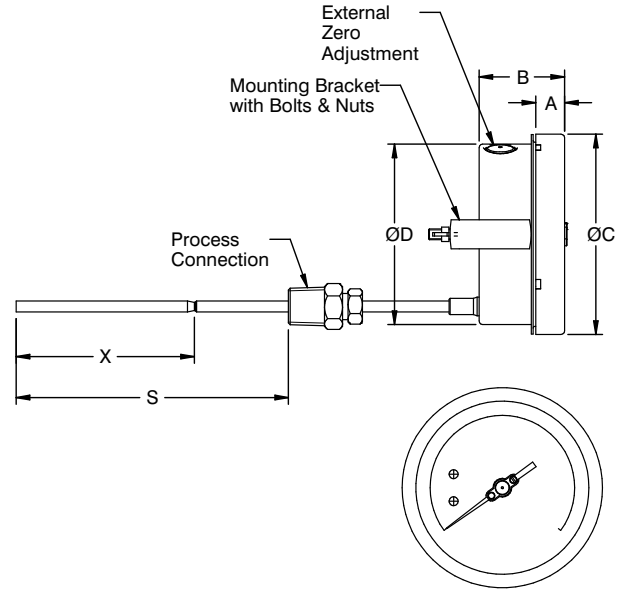


DN	A	B	ØC	ØD	J	K	V	S	X
100	12	48	111	100	72	16	108	*	**
125	15	48	129	118.5	75	15	125	*	**
150	15	48	161	149	106.5	16	158.5	*	**
250	18.5	50	263	250	180	30	270	*	**

* As per customer requirement.
 ** Refer technical sheet - Temperature Gauges.

All dimensions are in mm.

Mounting Pattern: L2



DN	A	B	ØC	ØD	S	X
100	12	48	111	100	*	**
125	15	48	129	118.5	*	**
150	15	48	161	149	*	**
250	18.5	50	263	250	*	**

* As per customer requirement.
 ** Refer technical sheet - Temperature Gauges.